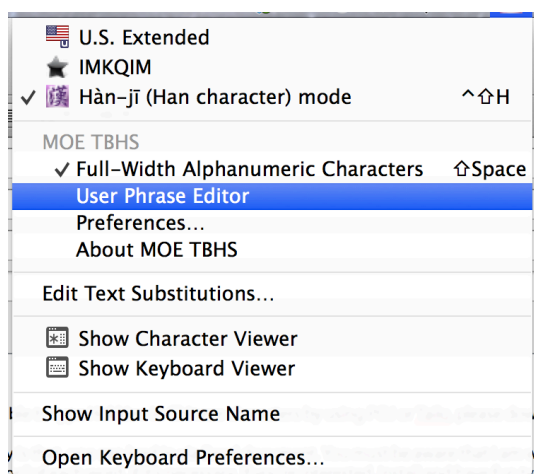
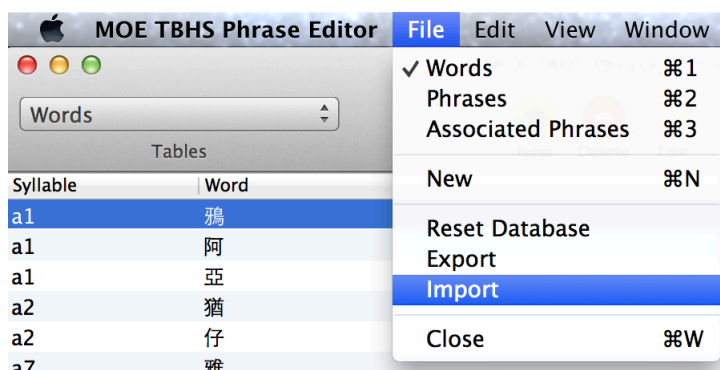


Step-by-Step Setup of Ministry of Education Taiuan Banlamgu Hanji Sujip

1. Download the input method from:
<http://www.edu.tw/pages/detail.aspx?Node=3683&Page=15638&WID=c5ad5187-55ef-4811-8219-e946fe04f725>
2. Download my Penang Hokkien list from:
<http://www.allanoid.com/allanoid/music/penang20131128.tlim>
3. Install and add in as an input method from System Preferences
4. Modify in User Phrase Editor



5. Import the list I localised for Penang

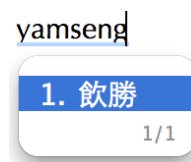


Enjoy the Penang FUN in Ministry of Education Taiuan Banlamgu Hanji Sujip

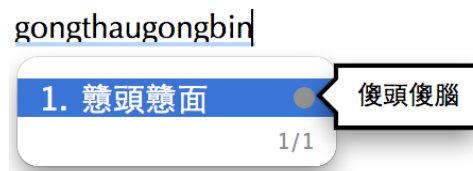
1. Let's say, key in [tongkim] and press space bar to get 當今, which means "now".



2. As Penang Hokkien, we often have loanwords from other languages like [yamseng] as in "cheers" in Cantonese.



3. I plan to have definition of each entry but it will be the next phase. Example I set is [gongthaugongbin]. Explanation can be in Mandarin or English.



4. Options of words are given once a single character is keyed in WITH its tone, example is [senn1] and you will get recommendations. If you don't know its tone, simply use [0] !

